



SHEFFIELD CITY

SCHOOL SYSTEM SNAPSHOT: 2021 EDITION*

300 W. Sixth Street | Sheffield, AL 35660 | (256) 383-0400

Superintendent

Dr. Keith Davis

Board Members

Dr. Polly T. Ruggles, Marshal F. Mason, Phyllis G. Meade, Christy Casiday, Titian Wright Scales



\$893,372

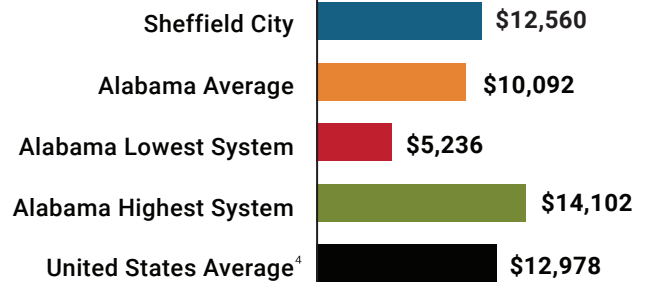
Cost of One Month's Operation/General Fund



2.45

Number of Months Reserve Balance

Total Per-Pupil Expenditures (PPE)



By the Numbers



Schools¹..... 4



Students/ADM²..... 1,010



Free & Reduced Lunch..... 53%
Community Eligibility Program..... 60%



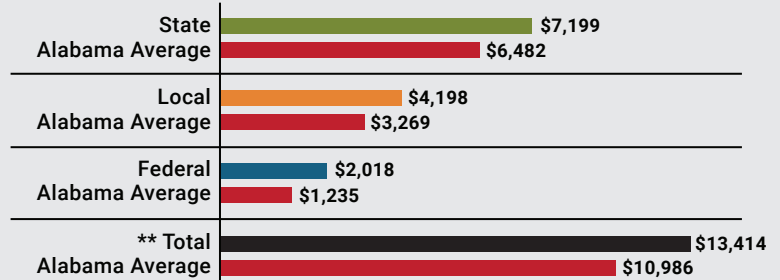
Number of Route Buses³..... 2
Buses 10 yrs. old or less..... **100%**
Students Bused..... **41**



Full-Time Employees..... 142
Teachers..... **82**
Principals/Assistant Principals..... **6**
Counselors..... **4**
Librarians..... **3**
Other Certified Employees..... **3**
Support Personnel..... **44**

Per-Pupil Revenue Sources

Sheffield City Revenue Sources



34
STATE RANK

21
LOCAL RANK

21
FEDERAL RANK

OVERALL SYSTEM RANK 10

** Total Revenue Among 137 School Systems

¹ Schools with enrollment, including Alternative and Career Technical Education

² Average Daily Membership

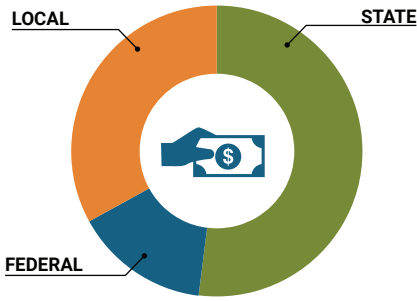
³ Data collected in FY19 and used for FY21 funding

⁴ 2019-2020 NEA Rankings of the States

* THIS REPORT INCLUDES FISCAL YEAR 2019 DATA

School System Revenue

How was your school system funded?¹



\$7,272,285	STATE	52%
\$2,038,167	FEDERAL	15%
\$4,594,296	LOCAL	33%
\$515,970	Local 10-Mill Match	
\$4,078,326	AVAILABLE LOCAL REVENUE	

VALUE OF 1-MILL
For Your School System

\$51,597

School System Spending

How did your school system spend state & local dollars?¹

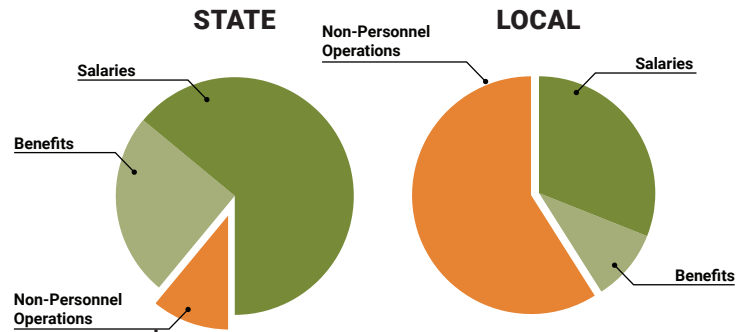
	STATE SPENDING ^{2,3}	LOCAL SPENDING ²
Salaries	\$4,889,412	\$1,080,956
Benefits	\$1,885,284	\$349,178
Non-Personnel Operations	\$814,728	\$2,016,413
TOTAL	\$7,589,424	\$3,446,546

¹ Revenues and expenditures may contain nominal variances

² Does not include debt service or capital outlay

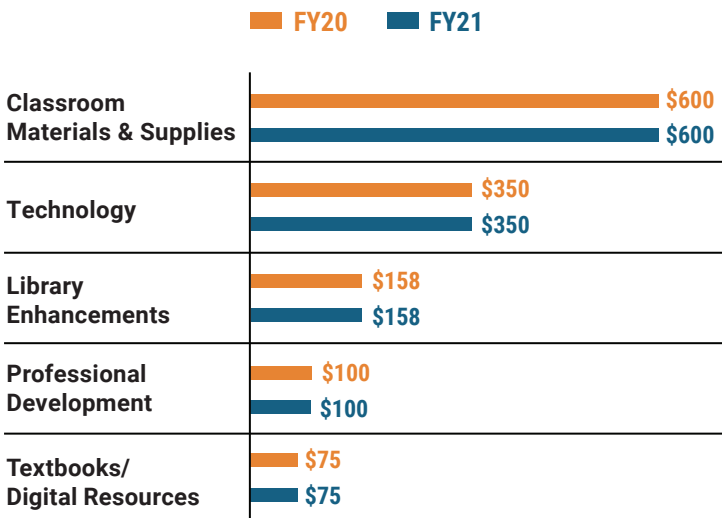
³ Includes 10-mill match

⁴ Such as utilities, operations & maintenance, etc.

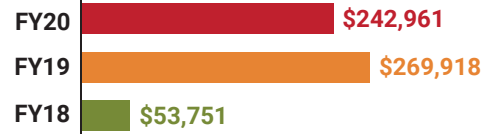


Only 11% of state funding is available for non-personnel expenditures⁴

Instructional Support



Educational Advancement & Technology Fund⁵



⁵ These one-time supplemental funds may be used for repairs and deferred maintenance, classroom instructional supplies, insurance for facilities, transportation, technology and school safety measures.

System Debt

TOTAL DEBT⁶	\$3,422,420	DEBT PER STUDENT	\$3,388
-------------------------------	--------------------	-------------------------	----------------

⁶ The debt totals in system audit reports may differ due to audit adjustments.



ALABAMA
ASSOCIATION OF
SCHOOL BOARDS

Sally Smith, J.D.
Executive Director

Lissa Tucker, J.D.
Director of Government Relations

43 South Jackson Street
Montgomery, Alabama 36104

1-800-562-0601 | AlabamaSchoolBoards.org

@AlaSchoolBoards Facebook.com/AlabamaSchoolBoards